

Power Consumption Report

Prepared for: Tom & Gabrielle Gentile, EarthCruiser #78

Date: 2/23/2021

Standard Assumptions:

This profile was designed to simulate “heavy use.” All appliances and components are used based on a daily schedule, without regard for current power levels. While not necessarily a worst-case scenario, there are many opportunities to use components more efficiently to conserve power and extend charge cycle times. If the owner plans to monitor the State of Charge (SOC), and adjust usage patterns to maximize performance, a measurable improvement in each of the below profiles should be expected.

Standard Assumptions (Fall/Winter):

- Cooktop used for breakfast, lunch and dinner. Total of 30 minutes per day on high setting
- Interior lights on for 3 hours in the morning, 5 hours at night
- Refrigerator running 24 hours per day
- Water heater on for 30 minutes 3x per day
- Air top running full time, cycle on/off to maintain temperature
- Outside flood lights used 3 hours per night
- Water pump used throughout day
- 1 hour of Air compressor use every 2 days
- Roof full up and full down 1x per day
- No Air conditioner use
- Heat mats running all day, cycle on/off to maintain temperature
- Microwave (if installed) used for 5 minutes 3x per day
- Spare fridge (if installed) running 24 hours per day
- Dual alternator (if installed) - vehicle engine is run for 1 hour daily at 6pm
- 2 phones charging overnight
- 1 laptop computer charging overnight
- Solar panel performance
 - Panels are not shaded
 - Panels are clean, in good condition, and free of snow/debris
 - Clear skies

The Information contained in this report is confidential and proprietary. Sharing or distribution of any kind is prohibited.

Standard Assumptions (Spring/Summer):

- Cooktop used for breakfast, lunch and dinner. Total of 30 minutes per day on high setting
- Interior lights on for 3 hours in the morning, 3 hours at night
- Refrigerator running 24 hours per day
- Water heater on for 30 minutes 3x per day
- Air top running in early morning
- Outside flood lights used 1 hour per night
- Water pump used throughout day
- 1 hour of Air compressor use every 2 days
- Roof full up and full down 1x per day
- Air conditioner (if installed) running for 5 hours in afternoon
- Heat mats not used
- Microwave (if installed) used for 5 minutes 3x per day
- Spare fridge (if installed) running 24 hours per day
- Dual alternator (if installed) – vehicle engine is run for 1 hour daily at 6pm
- 2 phones charging overnight
- 1 laptop computer charging overnight
- Solar panel performance
 - Panels are not shaded
 - Panels are clean, in good condition, and free of snow/debris
 - Clear skies

EC Owner Defined Assumptions:

- Air Conditioner – Installed, running constantly
- Spare fridge – Not installed
- Microwave – Installed, operating as indicated above
- Plan to use vehicle mostly in summer
- Location: Florida
- Normal access to shore power: No

EC Owner Build Specifications:

Number and type of solar panels selected: (x5) Sunflare 180W panels

Battery bank size: 800Ah

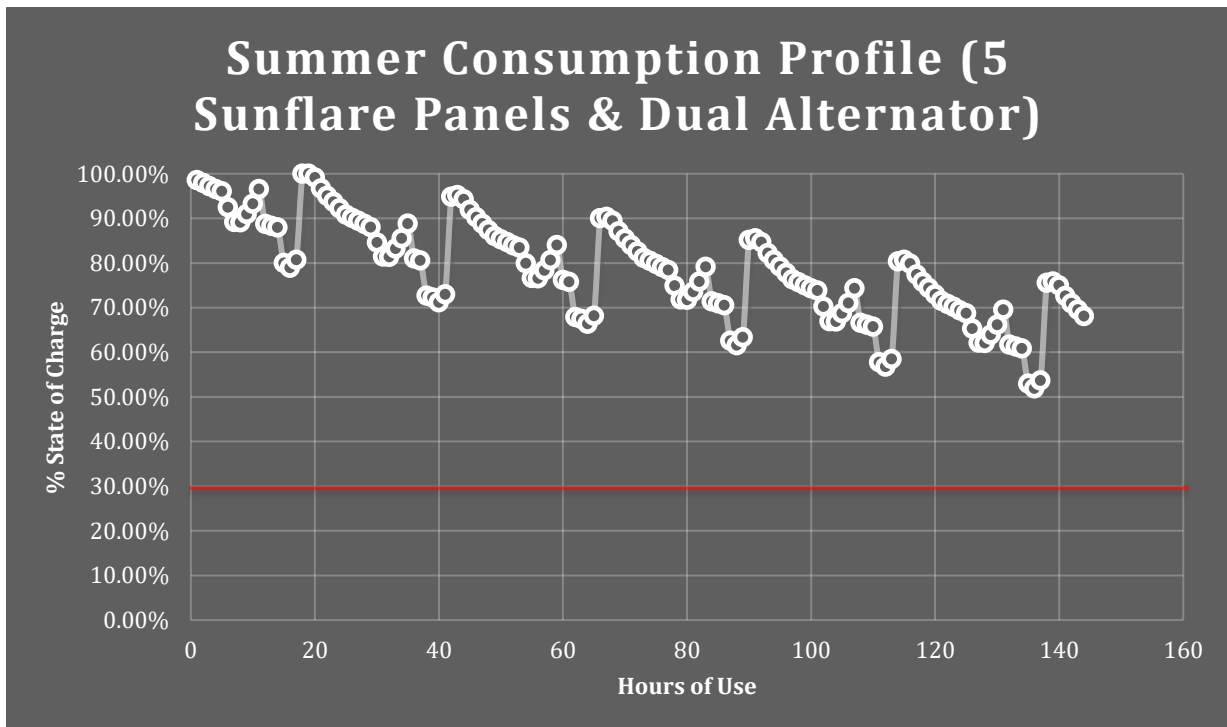
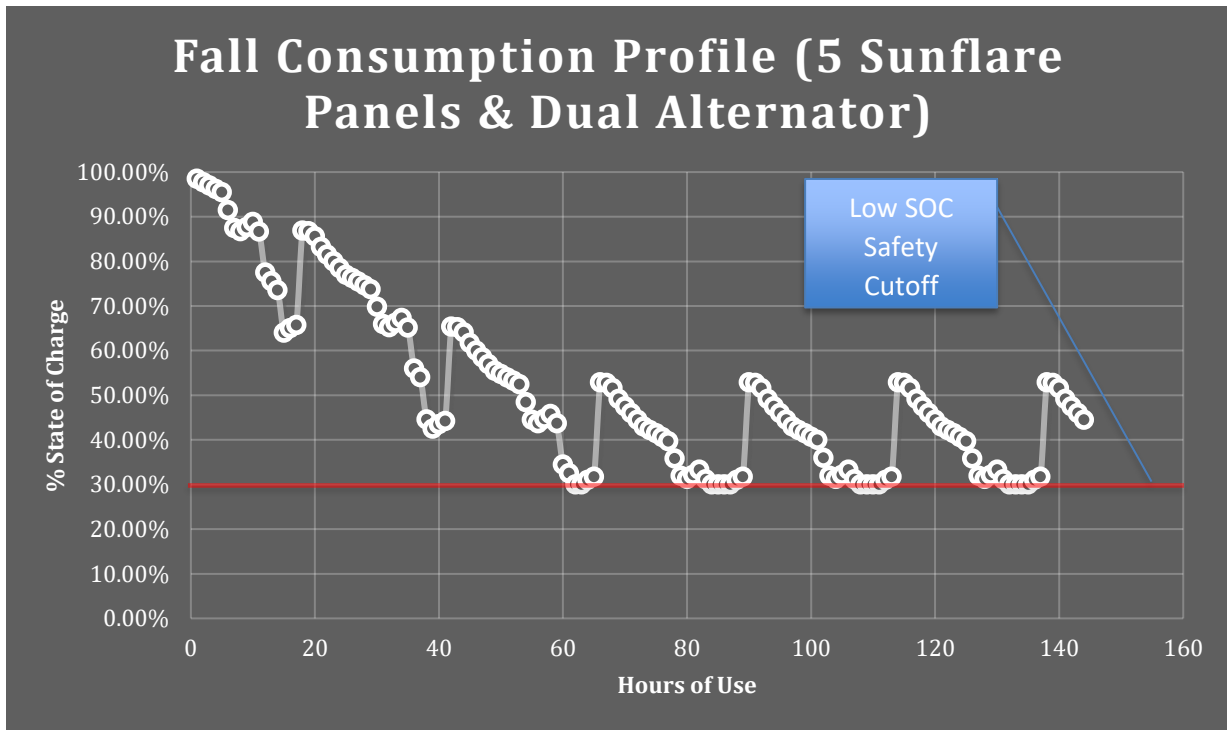
Dual alternator option selected: Yes

The Information contained in this report is confidential and proprietary. Sharing or distribution of any kind is prohibited.

Results

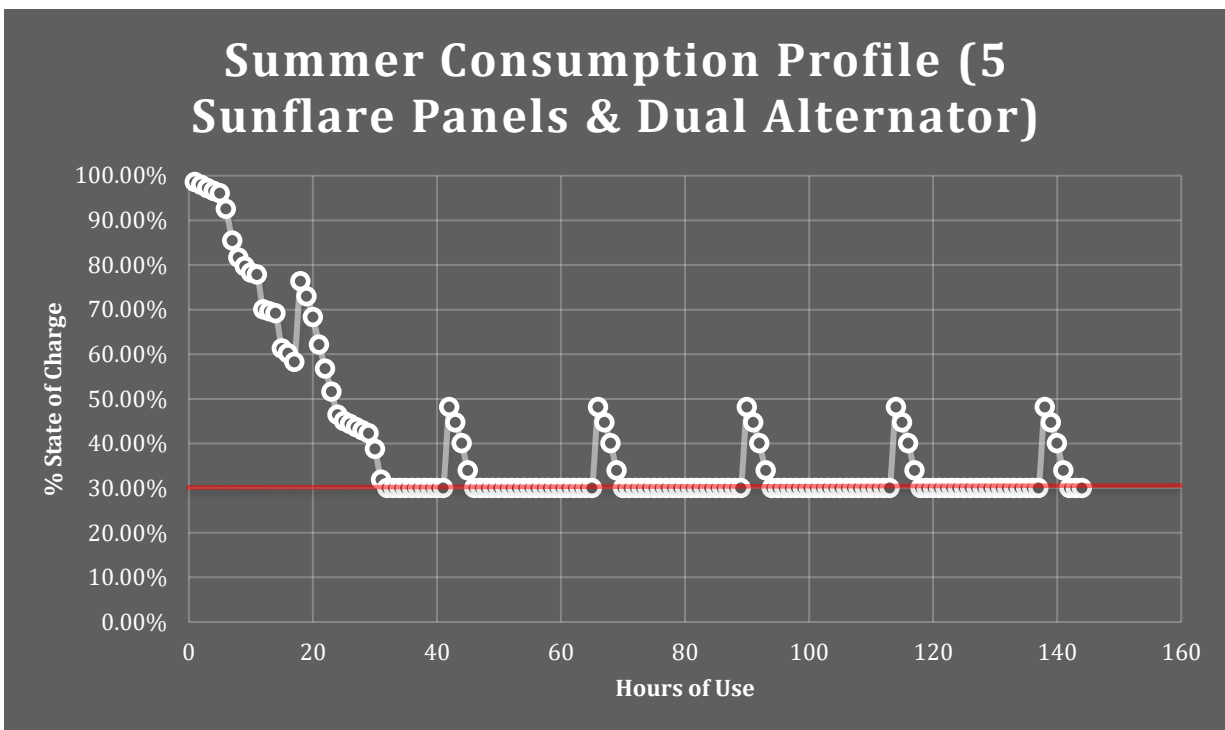
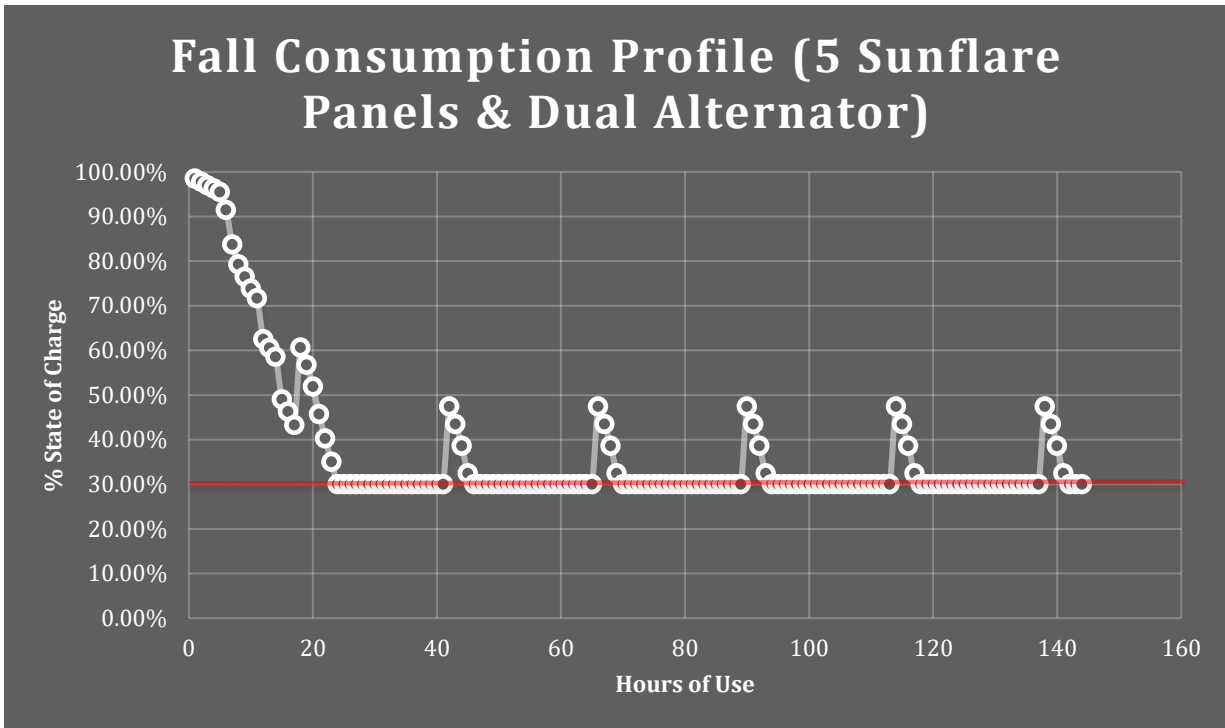
Current Expected Performance:

- Current power consumption based on selected equipment



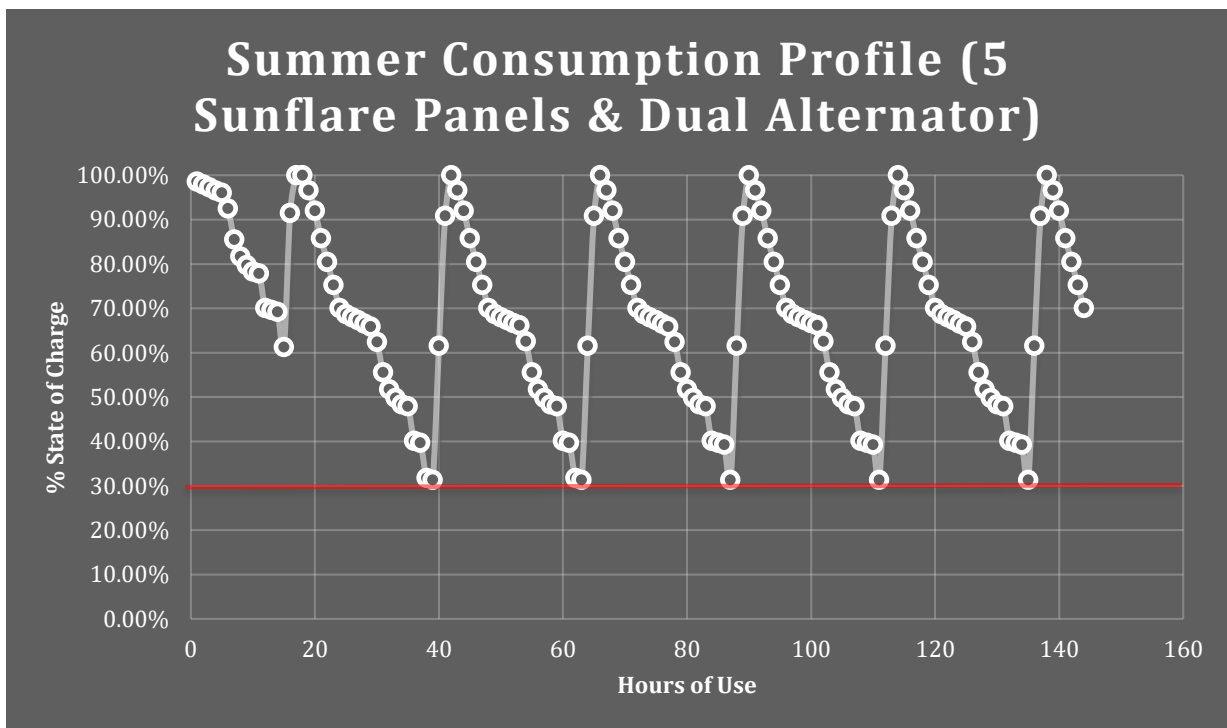
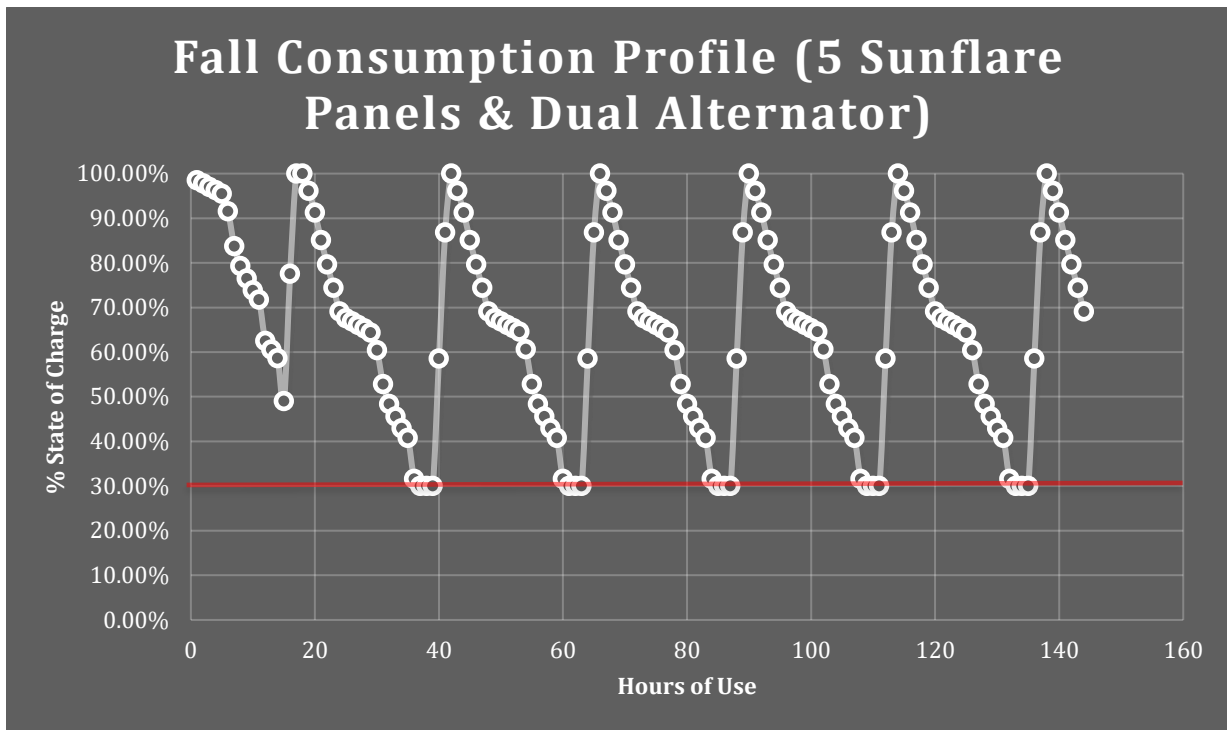
The Information contained in this report is confidential and proprietary. Sharing or distribution of any kind is prohibited.

- Performance expectation if Air Conditioner is run 18 hours/day



The Information contained in this report is confidential and proprietary. Sharing or distribution of any kind is prohibited.

- Performance if Air Conditioner is run 18 hours/day, and vehicle is run (dual alternator charging) 3 hours/day



The Information contained in this report is confidential and proprietary. Sharing or distribution of any kind is prohibited.